

PA Consultaing RS Feva National Championship



















WPNSA

Results are PROVISIONAL as of 14:15 on May 31, 2016

Gold Fleet

Sailed: 6, Discards: 1, To count: 5, Entries: 55, Scoring system: Appendix A

Rank	Fleet	Nat	Sail No.	Helm Name	Helm Gender	Helm Age	Crew Name	Crew Gender	Crew Age	Club	Category	Family	CarriedFwd	F1	F2	F3	F4	F5	F6	Total	Nett
1st	Gold		6200	Freddie Peters	M	13	Louis Johnson	M	13	Hayling Island SC	Boys		3.0	1.0	1.0	1.0	(7.0)	1.0	2.0	16.0	9.0
2nd	Gold		4963	Louis Wright	M	14	Jamie Allen	M	14	Hayling Island SC	Boys		10.0	2.0	9.0	2.0	(16.0)	2.0	3.0	44.0	28.0
3rd	Gold		6157	Henry Jameson	M	15	Rupert Jameson	M	12	Hayling Island SC	Boys	Y	7.0	(8.0)	3.0	6.0	8.0	7.0	1.0	40.0	32.0
4th	Gold		4945	Jack Lewis	M	13	Lucas Marshall	M	13	Draycote Water SC	Boys		6.0	(15.0)	7.0	15.0	6.0	6.0	8.0	63.0	48.0
5th	Gold		4745	Charles Elliott	M	15	Ethan Miles	M	14	Hayling Island SC/CYC	Boys		4.0	3.0	16.0	4.0	(21.0)	14.0	9.0	71.0	50.0
6th	Gold		1665	Steve Tylecote	M	50	Jamie Tylecote	M	11	Rutland	Boys	Y	2.0	6.0	10.0	30.0	5.0	5.0	(56.0 OCS)	114.0	58.0
7th	Gold		4904	Daniel Lewis	M	15	Katheryn Byne	F	13	Draycote Water SC	Mixed		5.0	22.0	12.0	3.0	(25.0)	3.0	21.0	91.0	66.0
8th	Gold		4530	Michael Dyer	M	16	Samuel Dyer	M	15	Herne Bay SC	Boys	Y	33.0	14.0	14.0	(32.0)	1.0	8.0	4.0	106.0	74.0
9th	Gold		5460	Jack Miller	M	15	Lauren Bentley	F	16	Felpham SC	Mixed		22.0	(30.0)	11.0	10.0	13.0	13.0	14.0	113.0	83.0
10th	Gold		5764	Henry Rastrick	M	16	Jamie Rastrick	M	14	Yorkshire Dales / Ripon	Boys	Y	9.0	20.0	6.0	5.0	26.0	(56.0 RET)	25.0	147.0	91.0
11th	Gold		5029	Tom Storey	M	14	Maddie Wylie	F	14	Yorkshire Dales/Ripon	Mixed		15.0	19.0	5.0	22.0	22.0	12.0	(44.0)	139.0	95.0
12th	Gold		2457	Evie Snedker	F	17	David Ellis	M	49	Keyhaven YC	Mixed		39.0	4.0	20.0	(34.0)	3.0	19.0	11.0	130.0	96.0
13th	Gold		2422	Toby Mizzi	M	15	Tom Callan	M	16	Littleton SC	Boys		46.0	5.0	18.0	7.0	10.0	10.0	(56.0 DNS)	152.0	96.0
14th	Gold		501	Ellen Morley	F	16	Sophie Johnson	F	12	Burnham SC	Girls		42.0	(23.0)	4.0	11.0	12.0	23.0	5.0	120.0	97.0
15th	Gold		5763	Harry Jones	M	15	Phoebe Jones	F	11	Draycote Water SC	Mixed	Y	29.0	11.0	(54.0)	19.0	33.0	4.0	6.0	156.0	102.0
16th	Gold		5454	Ben Batchelor	M	14	Roscoe Martin	M	14	Isle Of Man YC	Boys		17.0	13.0	22.0	18.0	(31.0)	22.0	10.0	133.0	102.0
17th	Gold		6171	Rory Odell	M	15	Lucy Hewitson	F	0	Hayling Island SC	Mixed		11.0	18.0	2.0	17.0	27.0	30.0	(56.0 RET)	161.0	105.0
18th	Gold		5141	Ossian Bracegirdle	M	14	Josh Bonsey	M	14	Hayling Island SC	Boys		14.0	9.0	8.0	(40.5)	17.0	37.0	26.0	151.5	111.0
19th	Gold		5846	Pierce Harris	M	14	Alfie Cogger	M	13	Windermere School	Boys		26.0	7.0	25.0	21.0	(44.0)	26.0	7.0	156.0	112.0
20th	Gold		3475	Gijs Dutilh	M	15	Bernard Brinkel	M	16	Royal Maas YC, Rotterdam	Boys		13.0	(45.0)	27.0	13.0	14.0	18.0	27.0	157.0	112.0
21st	Gold		2383	Toby Atherton	M	14	Matt Bamber	M	14	Gurnard SC	Boys		30.0	26.0	24.0	16.0	(35.0)	9.0	15.0	155.0	120.0
22nd	Gold		230	Dylan McPherson	M	12	Dylan Collingbourne	M	15	Burnham SC	Boys		8.0	29.0	15.0	14.0	(56.0 RET)	36.0	18.0	176.0	120.0
23rd	Gold		6258	Finley Dickinson	M	12	Cameron Mitchell	M	11	Hayling Island SC	Boys		19.0	(40.0)	31.0	9.0	18.0	32.0	22.0	171.0	131.0
24th	Gold		3672	Alexander Ratsey	M	13	Bertie Ratsey	M	15	RWYC	Boys	Y	31.0	16.0	30.0	(39.0)	15.0	16.0	24.0	171.0	132.0
25th	Gold		5625	Ewan Wilson	M	12	Oliver Kent	M	12	Wormit boating club	Boys		18.0	24.0	(46.0)	20.0	20.0	20.0	30.0	178.0	132.0
26th	Gold		4179	Harrison Pye	M	14	Fergus Pye	M	12	Draycote Water SC	Boys	Y	23.0	27.0	13.0	28.0	2.0	41.0	(56.0 RET)	190.0	134.0
27th	Gold		5627	William Caiger	M	13	Caitlin Morley	F	12	Bough Beech SC	Mixed		12.0	12.0	32.0	(45.0)	19.0	40.0	31.0	191.0	146.0
28th	Gold		2878	Lizet de Vries	F	16	Jildou Gerritsen	F	15	Rotterdamse Zeilvereniging (RZV)	Girls		27.0	33.0	(34.0)	25.0	23.0	25.0	19.0	186.0	152.0
29th	Gold		5028	Matt Taylor	M	15	Will Carron	M	15	Brightlingsea SC / AWSC	Boys		1.0	36.0	36.0	(38.0)	29.0	27.0	23.0	190.0	152.0
30th	Gold		6312	Nicholas Davies	M	15	Annabel Richards	F	15	Sevenoaks School	Mixed		35.0	17.0	23.0	26.0	24.0	(29.0)	29.0	183.0	154.0
31st	Gold		5796	Henry Chandler	M	14	Ollie Dennis	M	15	Emsworth SC	Boys		21.0	37.0	(39.0)	31.0	9.0	24.0	37.0	198.0	159.0
32nd	Gold		4627	Ben Hutton-Penman	M	13	Charles Bacon	M	12	Corinthian Otters	Boys		28.0	21.0	17.0	35.0	32.0	(46.0)	28.0	207.0	161.0
33rd	Gold		5626	Matthew Caiger	M	16	Becky Caiger	F	11	Sevenoaks	Mixed	Y	16.0	35.0	21.0	23.0	(42.0)	33.0	36.0	206.0	164.0
34th	Gold		2508	Jessica Jobson	F	14	Caitlin Webster	F	14	RTYC	Girls		43.0	34.0	(50.0)	29.0	36.0	11.0	17.0	220.0	170.0
35th	Gold		4470	Alice Edmonds	F	14	Issy Spurway	F	14	Chew Valley Lake SC	Girls		25.0	32.0	28.0	27.0	4.0	(56.0 RET)	56.0 DNC	228.0	172.0
36th	Gold		6037	Freddy Wood	M	13	Christopher Clark	M	14	Hayling Island SC	Boys		38.0	10.0	26.0	36.0	11.0	(56.0 RET)	56.0 DNC	233.0	177.0
37th	Gold		5254	Hanna Rijk	F	15	Britt Abma	F	17	KWS/Frisia/Braassemmermeer	Girls		47.0	28.0	38.0	8.0	30.0	(56.0 RET)	32.0	239.0	183.0

Rank	Fleet	Nat	Sail No.	Helm Name	Helm Gender	Helm Age	Crew Name	Crew Gender	Crew Age	Club	Category	Family	CarriedFwd	F1	F2	F3	F4	F5	F6	Total	Nett
38th	Gold		4062	Chris James	M	15	James Hall	M	14	Hayling Island SC	Boys		20.0	25.0	19.0	43.0	(56.0 BFD)	56.0 OCS	20.0	239.0	183.0
39th	Gold		6188	Ewan Luke	M	14	Zac Blomeley	M	15	Llandudno SC	Boys		50.0	31.0	35.0	(42.0)	28.0	28.0	12.0	226.0	184.0
40th	Gold		5253	Mette Rijk	F	16	Merle Louwinger	F	15	KWS/KWV Frisia	Girls		52.0	(39.0)	29.0	24.0	37.0	15.0	33.0	229.0	190.0
41st	Gold		5026	Kim Abma	F	15	Bente Knoppers	F	15	KWS	Girls		55.0	38.0	(43.0)	33.0	34.0	21.0	13.0	237.0	194.0
42nd	Gold		3792	India Edwards	F	14	Alex Cope	M	13	Trearddur Bay SC	Mixed		45.0	(44.0)	42.0	12.0	38.0	42.0	43.0	266.0	222.0
43rd	Gold		5064	Joseph Bradley	M	15	Benjamin Bradley	M	12	Hill Head SC	Boys	Y	36.0	(56.0 RET)	47.0	53.0	56.0 RET	17.0	16.0	281.0	225.0
44th	Gold		4100	Siân Talbot	F	13	Eloise Clapson McBride	F	12	Leigh and Lowton	Girls		32.0	41.0	41.0	37.0	39.0	(43.0)	42.0	275.0	232.0
45th	Gold		6214	Hamish Morley	M	13	Robbie McDonald	M	12	Hayling Island SC	Boys		24.0	47.0	(51.0)	51.0	50.0	31.0	38.0	292.0	241.0
46th	Gold		6264	Eddie Farrell	M	14	Kevin Farrell	M	12	Llandudno SC	Boys	Y	37.0	(49.0)	40.0	48.0	45.0	38.0	34.0	291.0	242.0
47th	Gold		6272	Harriet watkins	F	14	Helena Watkins	F	11	Poole YC	Girls	Y	41.0	42.0	(48.0)	40.5	46.0	39.0	35.0	291.5	243.5
48th	Gold		6330	Flo Peters	F	14	Ellie McDonald	F	15	Hayling Island SC	Girls		49.0	46.0	37.0	(47.0)	41.0	35.0	41.0	296.0	249.0
49th	Gold		1389	Simon Hall	M	15	Emily Haughton	F	14	Leigh and Lowton SC	Mixed		48.0	43.0	33.0	44.0	40.0	(56.0 RET)	56.0 DNC	320.0	264.0
50th	Gold		2022	Blake Wilson	M	12	Sam Dickinson	M	11	Southport YC, Australia	Boys		34.0	52.0	(55.0)	52.0	43.0	47.0	40.0	323.0	268.0
51st	Gold		6106	Catriona Forrest	F	12	Benjamin Leffek	M	13	Dalgety Bay SC	Mixed		44.0	48.0	49.0	(55.0)	51.0	44.0	39.0	330.0	275.0
52nd	Gold		4648	Will Jarman	M	14	Freddie Ellis	M	12	Warsash SC / Gurnard SC	Boys		53.0	51.0	45.0	46.0	48.0	34.0	(56.0 DNS)	333.0	277.0
53rd	Gold		4624	Alice Davis	F	11	Matt Evans	M	13	Great Moor SC	Mixed		51.0	50.0	44.0	49.0	49.0	45.0	(56.0 RET)	344.0	288.0
54th	Gold		5566	Teddy Ferguson	M	13	Holly Monk	F	12	Windermere School	Mixed		40.0	(56.0 RET)	53.0	50.0	47.0	56.0 DNS	56.0 DNC	358.0	302.0
55th	Gold		6318	Angus Kilpatrick	M	13	Archie Stokes	M	13	Hayling Island SC	Boys		54.0	53.0	52.0	54.0	(56.0 RET)	56.0 RET	56.0 DNC	381.0	325.0